



LiquiBand® Flow Control

Fast, precise and controlled topical skin closure

Our winged applicator allows for **effortless activation** and **controlled application**.

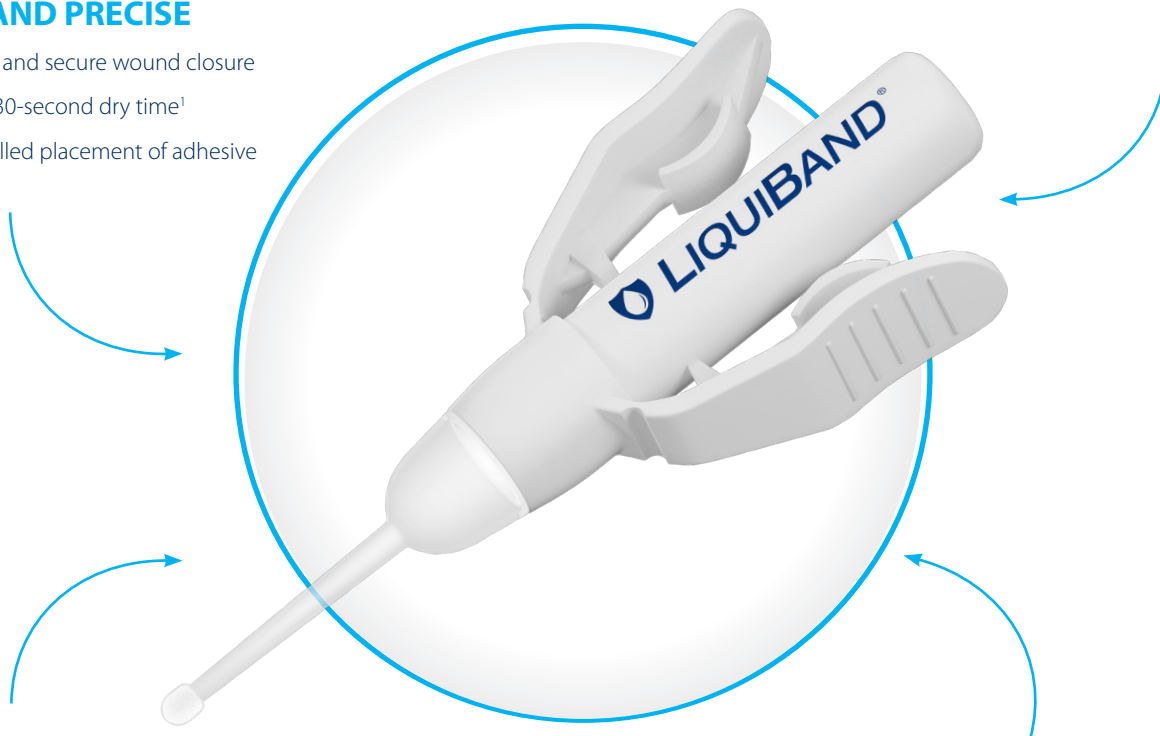


✓ ENHANCED PATIENT BENEFITS¹

- ▶ Delivers safe, fast closure
- ▶ Offers excellent post-operative cosmesis
- ▶ Provides low exothermic reaction

✓ FAST AND PRECISE

- ▶ Strong and secure wound closure
- ▶ Quick 30-second dry time¹
- ▶ Controlled placement of adhesive




✓ UNIQUE APPLICATOR

- ▶ Winged applicator allows easy and safe priming application
- ▶ Visidome enables clinician to see how much skin adhesive is available

✓ EFFECTIVE SCALP WOUND CLOSURE¹

- ▶ Safe, effective and rapid wound closure for scalp lacerations
- ▶ Flow control tip ideal for areas of dense hair growth



Strong and Secure
Closure in Seconds



Application Guide **LiquiBand®** Flow Control

LiquiBand® Flow Control Topical Skin Adhesive has a unique, winged applicator to facilitate safe and easy activation, along with accuracy and control.

✓ STEP ONE

- ▶ While holding upright, squeeze the applicator wings until a crackling sound is heard.



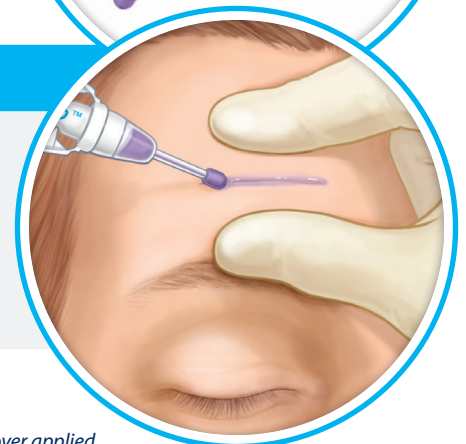
✓ STEP TWO

- ▶ Invert the tip and gently squeeze wings to prime the device. When the tip turns violet, LiquiBand® Flow Control is ready to use.
- ▶ Ensure that wound is thoroughly clean and dry prior to closure.




✓ STEP THREE

- ▶ While holding the wound edges together, apply an even coat of LiquiBand® Flow Control over the length of the wound.
- ▶ Continue to hold the wound edges together for 30 seconds.



i If being used in areas of dense natural hair, take care when applying as hair follicle damage may occur if over applied.



T 1-855-GLUES-77
E info@liquiband.com
W liquiband.com